


# cue cue cue

## The CUE System

**MonitorCUE-V**  
£4,995.00



**TouchCUE Video Interface**  
£2,995.00




**TouchCUE- L99**  
£4,295.00



**TouchCUE- M**  
£3,400.00



**TouchCUE-s/b**  
£1,695.00



**TouchCUE-srf**  
£1,995.00



**RFbaseCUE**  
£595.00



**Controller Assistant-N**  
£1,265.00



**CUENet**  
TCP/ IP



**For Security Control**



**For Environmental Control**



**For Audio & Video Control**



### Software

CUE is a completely configurable touch screen based system, offering outstanding customisation. The touch panel layout can be designed by a systems programmer work exactly as the operator would like. Company logos can spin, pictures of a property or building, room layout or schematic are all possible. It is simply a matter of imagination thanks to the new programming language XPL and the latest versions of programming software "System Director".



Free of charge programming training days are held every week at the beyerdynamic UK headquarters in Burgess Hill, West Sussex. If you are interested in attending please contact the Training Support Co-ordinator on 01444 258258 for details of the next training dates. Alternatively they are regular updates of basic, intermediate and advanced programming courses published to our website.

# e CUE CUE CUE

**IRCUE-99**  
**£426.00**

**Keyboard- CUE99**  
**£499.00**

**LAN/WAN Internet**

**eCUE**  
**£1,589.00**

**IR Receiver**  
**£89.00**

**CUEwire**

**CUERING**

**Devices controlled via**  
IR  
Serial RS 232/422/485  
General IO  
Analog 0 - 10 V  
Relay  
TCP/IP

**SmartCUE**  
**£632.00**

**More Relays**  
**£566.61**

**SoundCUE**  
**Volume Controller**  
**£488.43**

**Lighting Dimmers & Power Relays**  
(from) **£95.00**

## System Packages

CUE have developed a number of cost effective packages that include everything you could ever need to make a simple control system. The 'Guide' packages offer high end performance with simple to design and install functionality. In a system set you receive your touch panel, Assistant or Assistant-S controller, appropriate power supply units, infra-red diodes, connectors, touch panel docking station, rack tracking, memory cards, programming cables and bi-directional transceivers (for wireless systems).



### Guide-S Wired System 6.4

Contains Assistant-S Controller.....**£2,095.00**



### Guide-SRF Wireless System 6.4

System contains Assistant-S Controller.....**£2,495.00**



### Guide-M Wired system 10.4

System contains Assistant-P Controller.....**£3,995.00**

## Central Control Processors

### Assistant-S

With internal memory, 4 x Infrared Ports, 5 Serial Ports, 4 x 0-10v Analogue outputs and 8 x 0-5v Contact Closure I/Os.

.....**£720.00**



### Assistant-P

Supporting external PCMCIA memory, 4 x Infrared Ports, 5 Serial Ports, 4 x 0-10v Analogue outputs and 8 x 0-5v Contact Closure I/Os and 16 x low voltage relays. Includes 50W PSU + memory card 64Kb.

.....**£982.00**



### PD-CUE

This 32 bit software application runs on a standard Laptop, Tablet PC or PDA, converting your device to a fully programmable CUE touch panel. Via a WIFI access point you can use it to control an Assistant-N Controller over TCP/IP. PDA not included.

.....**from £255.09**



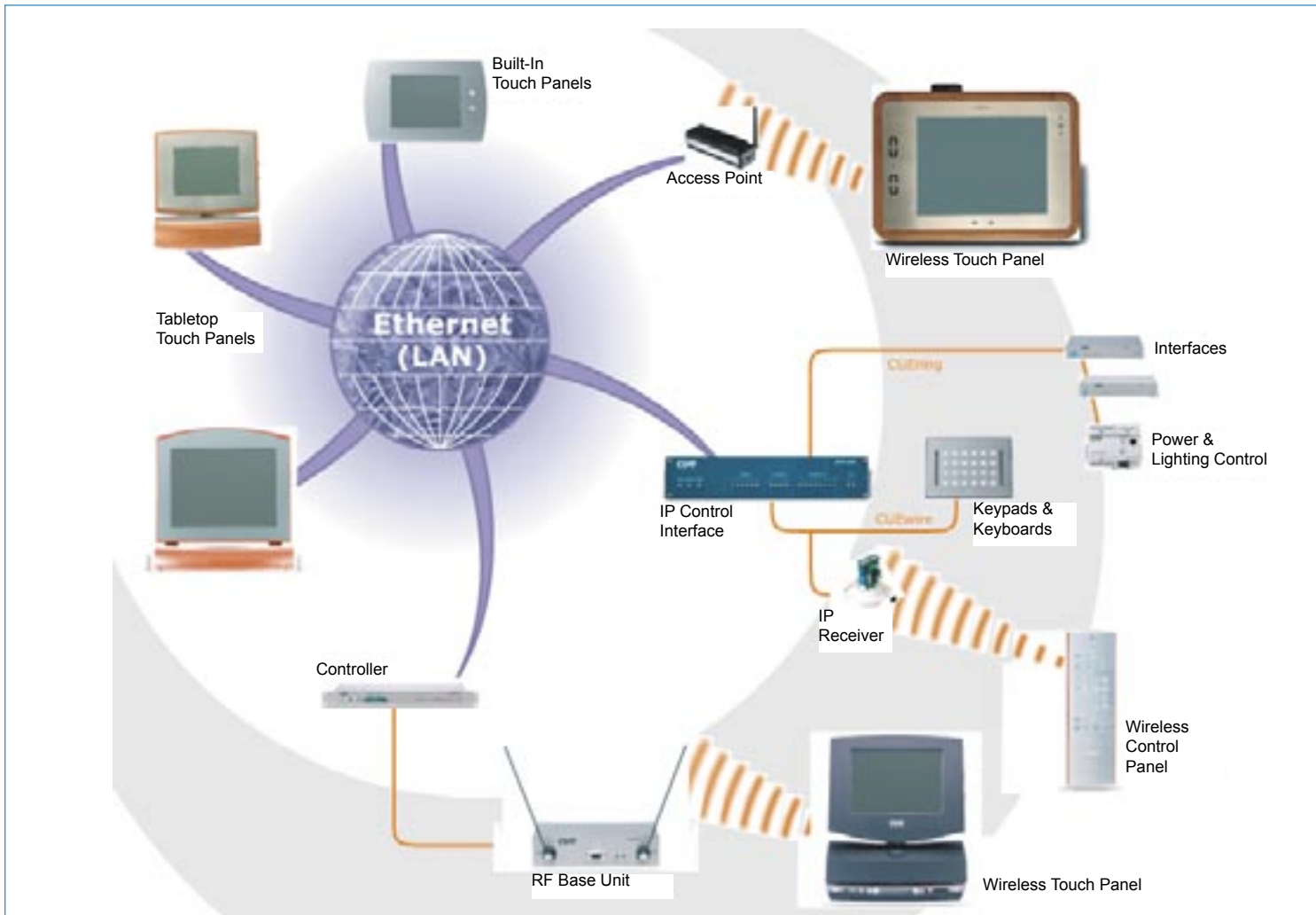
### TouchCUE-mv/b

10.4" stainless steel true colour active In-wall or Lectern touch panel, supporting Video Preview (s-video or composite - built in) this unit can work as a stand alone device or as an add on option to a Guide System. The unit comes complete with a back box and

CUE wire interface. ....**£3,876.00**



## Remote Control & Automation



## Wireless Control System Package

### Elite

The Elite is the complete bi-directional touch panel control system solution. The 8.4" diagonal touch-sensitive active-matrix LCD panel caters to the full integration of lifestyle as well as work style. It combines functionality such as multimedia integration, lighting automation, security monitoring, entertainment integration, and meeting & presentation control with Internet communication applications like e-mail & browsing, as well as multimedia playback. In fact the airCUE-XM8 supports many popular software applications.

The intuitive design of the touch panel allows for handheld or tabletop usage. The touch panel can be charged via an attractive wooden-stainless steel docking station. The standard Access Point links the wireless touch panel to the control unit, which controls devices using IR, bi-directional serial, digital IO and relay control ports. The complete package includes the airCUE-XM8 color touch panel, standard Wi-Fi Access Point and the ipCUE-alpha control unit.

This complete wireless control system is flexible enough to be the perfect control solution in small to medium sized applications.

The Elite is an easy-to-install system solution for meeting rooms, boardrooms, conference facilities and home theater applications..... **£3,495.00**



# e cue cue cue

## Wireless Touch Panels airCuE-XM8



Since the time that CUE released the first beautifully crafted classically styled wood touch panel, people have been asking for a wireless version. Here it is... CUE introduces the new Wi-Fi enabled 8.4" active color touch panel. This superior touch panel caters to the full integration of lifestyle as well as work style. It combines functionality such as multimedia integration, lighting automation, security monitoring, entertainment integration, and meeting & presentation control with Internet communication applications like e-mail & browsing, as well as multimedia playback. In fact the airCuE-XM8 supports many popular software applications. Unleashed by Wi-Fi this classical beauty gives professional presenters and homeowners the wireless freedom that they love. From living room to garden, boardroom to break-room, anywhere there is wireless LAN, airCuE-XM8 puts them in control and keeps them connected to the world. The long battery life and quick charger keep them wireless with fewer pit stops. The airCuE-XM8 uses Design Director, CUE's standard design tool for creating applications. A variety of templates make it fast work for integrators to customize a panel for the client's needs. Home or office this touch panel looks great and has the freedom, features and functionality that people have been waiting for..... **£2,295.00**

## touchCUE-LV99

When your prestige is on the line, there simply isn't a more attractive 12" tilt multimedia touch panel than the beautiful, elegant and powerful touchCUE-L 99 and touchCUE-LV 99 (video version). Featuring an avant-garde wooden and stainless steel enclosure, this stand alone active device provides a touch-sensitive active-matrix color LCD screen that produces stunning high color images for both graphics and video. The video model accepts composite (NTSC/PAL) video and S-video (Y/C) inputs and the video can be displayed either full screen or in a video window. Innovative design features like 128 MB of standard data storage provides a level of capability not available with other touch panels. Fully compatible with CUE's controllers, these models provide the ultimate one-touch multimedia solution for meeting rooms, conference rooms, boardrooms, and high-tech homes..... **£4,800.00**



-  White Birch
-  Oak
-  Mahogany

## Controller



### ipCUE-alpha

CUE unveils the ipCUE-alpha as the first milestone product in a new generation of Ethernet IP enabled controllers. This controller is well suited for single-room applications as well as huge multi-room, multi-floor distributed control applications. The ipCUE-alpha comes with multiple control ports well suited for home applications as well as commercial. The control ports include two (2) bi-directional serial ports RS-232 and four (4) bi-directional serial ports configurable as RS-232, RS-422, or RS-485, eight (8) infrared outputs up to 1.2 MHz that can be configured to control up to twenty-four (24) pieces of equipment, eight (8) general I/O ports that can also be configured as analog inputs, and two (2) 24 volt relay outputs. The Ethernet port allows for bi-directional IP control of any manufacturer IP enabled products. The ipCUE-alpha is compatible with CUE's existing range of button panels and touch panels through and comes equipped with a CUE wire port. For convenience there has also been a +5 VDC output added to the design for powering external low-voltage equipment. The unit is equipped with internal IR sensor. The sensor allows capture IR codes and links IR wireless control panels. Convenient for testing and troubleshooting the ipCUE-alpha also comes with indicator LEDs on the front panel that indicate the status of all of the control ports. The ipCUE-alpha keeps perfect time with its onboard real time clock (RTC) and thus allowing for a wide variety of distributed intelligence scheduling applications. The ipCUE-alpha comes complete with a web-server and allows for setup, configuration, and testing through a standard web browser. This web-based interface allows for the graphical monitoring and control of all ports, which provides a truly timesaving method for testing and troubleshooting..... **£1,249.00**

